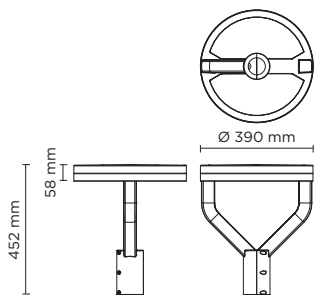




802003..07

CITY 02

Round pole-top mounted luminaire for outdoor installation on a pole diam. 60 mm, double supporting arm, with downward light distribution. Phospho-chromatised and polyester powder coated die-cast copper-free aluminium body, tempered safety glass, moulded silicone gasket and stainless steel screws. Built-in LED driver/s, with number of LEDs from 12 to 48 CREE XP-G3 LED. IP66 rating.



ROTSYMMETRICAL



CYCLE ROUTE / PEDESTRIAN



STREET






Technical features



Technical data

IP Rating	IP66
IK Rating	IK09
Material	High corrosion resistance die-cast copper-free aluminum body
Coating	Polyester powder coating with phosphochromating pre-finish
Screws	Stainless steel
Light source	NR. 12 -> 48 x 1.5W CREE "XP-G3" LED
Gasket	Silicone rubber
Glass	Tempered
Transformer	Electronic transformer 220/240V 50/60Hz included
Power cable	3 m neoprene power cable included
Weight	6,30 Kg







802003	CITY 02 12+0 - 18 WATT 220-240V 50-60HZ ELECTRONIC		
light source*	light beam options	lumen output (lm)	lumin. efficacy (lm/w)
3000°K warm-white			
high power led	 rotosymmetrical	1.728	96.00
high power led	 cycle route pedestrian	1.728	96.00
high power led	 street	1.728	96.00

* Other light colors available on request: Neutral-white

Colors options

 Textured Grey RAL 9006
  Anthracite Grey RAL 7016
  Matt Black (on request)






802004	CITY 02 12+12 - 36 WATT 220-240V 50-60HZ ELECTRONIC		
light source*	light beam options	lumen output (lm)	lumin. efficacy (lm/w)
3000°K warm-white			
high power led	 rotosymmetrical	3.456	96.00
high power led	 cycle route pedestrian	3.456	96.00
high power led	 street	3.456	96.00

* Other light colors available on request: Neutral-white

Colors options

 Textured Grey RAL 9006
  Anthracite Grey RAL 7016
  Matt Black (on request)







802005	CITY 02 24+0 - 36 WATT 220-240V 50-60HZ ELECTRONIC		
light source*	light beam options	lumen output (lm)	lumin. efficacy (lm/w)
3000°K warm-white			
high power led	 rotosymmetrical	3.456	96.00
high power led	 cycle route pedestrian	3.456	96.00
high power led	 street	3.456	96.00

* Other light colors available on request: Neutral-white

Colors options

 Textured Grey RAL 9006
  Anthracite Grey RAL 7016
  Matt Black (on request)



802006	CITY 02 24+12 - 54 WATT 220-240V 50-60HZ ELECTRONIC		
light source*	light beam options	lumen output (lm)	lumin. efficacy (lm/w)
3000°K warm-white			
high power led	 rotosymmetrical	5.184	96.00
high power led	 cycle route pedestrian	5.184	96.00
high power led	 street	5.184	96.00

* Other light colors available on request: Neutral-white

Colors options

 Textured Grey RAL 9006
  Anthracite Grey RAL 7016
  Matt Black (on request)

